

UC Pest Management Guidelines

CLOTHES MOTHS

Home & Landscape

Published: 12/00 [PDF to Print](#)

IN THIS GUIDELINE

[IDENTIFICATION](#)

[LIFE CYCLE](#)

[DAMAGE](#)


[MANAGEMENT](#)

[WARNING ON THE USE OF](#)

[CHEMICALS](#)

[PUBLICATION INFORMATION](#)

[GLOSSARY](#)



The webbing clothes moth, *Tineola bisselliella*, and the [casemaking clothes moth \[5K\]](#), *Tinea pellionella*, are occasional fabric pests in California. Clothes moths are weak flyers and are not attracted to lights. They tend to hide when disturbed, and for this reason, infestations of clothes moths are not usually noticed until damaged fabrics, furs, or feathers are found. Close examination of the objects reveals the presence of silken webs that are spun by the larvae.

IDENTIFICATION

The webbing clothes moth is the most common fabric moth. Adults are golden colored with reddish golden hairs on top of the head. Wings, with a span of about 1/2 inch, are fringed with a row of golden hairs. Because the moths are weak flyers and not attracted to lights, they are usually found very close to the infested items, such as in dark areas of closets.

Don't confuse the clothes moth with the common food- and grain-infesting moths that are frequently seen flying around the house. At rest, clothes moths are only about 1/4 inch in length, whereas most food-infesting moths are about 1/2 inch in length. Clothes moths are relatively easy to catch when they land. When examined with a hand lens, little tufts of hair are evident on their heads—food and grain moths do not have these tufts. Clothes moths usually only fly around the immediate area of the house where the infestation is found, and their flight pattern is distinctive: they tend to flutter about rather than fly in a direct, steady manner like the food-infesting moths.

Casemaking clothes moths are similar in size and appearance to webbing clothes moths. The wings of the casemaking clothes moth are more brownish than those of the webbing clothes moth and have faint dark-colored spots. Hairs on the head are lighter colored than those of the webbing clothes moth. Larvae of both species are nearly identical, except that larvae of the casemaking clothes moth always carry a silken case with them as they feed. They never leave this silken tube, but enlarge it as they grow. They feed from either end and retreat into it when disturbed. This case takes on the coloration of the fabric eaten by the larvae.

LIFE CYCLE

Females of both species of clothes moth lay an average of 40 to 50 eggs over a period of 2 to 3 weeks and die once egg laying has been completed. Males outlive females and continue to mate during the remainder of their lives. Eggs are attached to threads of fabric with an adhesive secretion; they hatch in 4 to 10 days during warm weather. Larvae molt from 5 to 45 times, depending on indoor temperatures and type of food available. The larval period lasts from 35 days to 2-1/2 years. Larvae are shiny white with a dark head capsule. They spin webbing as they feed and may partially enclose themselves in a webbing cover or feeding tube, depending on species. Excrement of the clothes moth may contain dyes from the cloth fibers being consumed and thus be the same color. When they are ready to pupate, larvae wander away from their food source to find crevices. With the casemaking clothes moth, pupation takes place inside the case—usually on the fabric.

Pupation lasts from 8 to 10 days in summer, 3 to 4 weeks in winter. Heated buildings enable clothes moths to continue development during winter months. Generally, developmental time for the clothes moth from egg to egg is between 4 to 6 months, and there are generally two generations a year.

DAMAGE

The larva is the damaging stage of the clothes moth. Both species feed on wool clothing, carpets, rugs, upholstered furniture, furs, stored wool, animal bristles in brushes, wool felts in pianos, and fish meal in fish food. Synthetics or fabrics such as cotton are fed on if they are blended with wool. Larvae may use cotton fibers to make their pupal cases. Damage generally appears in hidden locations such as under collars or cuffs of clothing, in crevices of upholstered furniture, and in areas of carpeting covered by furniture.

Fabrics stained by foods, perspiration, or urine are more subject to damage.

MANAGEMENT

Clothes moths can be controlled by a variety of methods, including periodic dry cleaning or laundering, proper storage, freezing, heating, or fumigating with dry ice, trapping, or using an insecticide. If humidity can be kept low inside buildings, an environment that is not suitable for clothes moth

development will be created. Building construction that is free of many tiny cracks and crevices also contributes to fewer clothes moth problems. Good housekeeping practices are also important. Although most people can control clothes moth problems themselves, some infestations are best handled by a pest control applicator who has the equipment, materials, and experience necessary to deal with a difficult control job.

Preventing or Reducing Infestations

Periodically clean areas of a home that may harbor clothes moths to prevent or control infestation. Those areas include many seldom-cleaned spots, such as:

- under heavy pieces of furniture;
- along baseboards and in cracks where hair and debris accumulate;
- closets, especially those in which woolens and furs are kept; and
- heaters, the areas behind them, and vents.

The vacuum cleaner is the best tool for most of this cleaning. After using it in infested areas, dispose of the bag contents promptly; they may include eggs, larvae, or adult moths.

Clothes moths may first become established on woolen garments or scraps stored for long periods. If such articles are to be saved, they should be stored properly, or periodically hung in the sun and brushed thoroughly, especially along seams and in folds and pockets. Brushing destroys eggs and exposes larvae. Larvae are strongly repelled by light, and will fall from clothing when they cannot find protection.

Dry Cleaning and Laundering

Dry cleaning or thoroughly laundering items in hot water (temperature above 120°F for 20 to 30 minutes) kills all stages of insects. This is the most common and effective method for controlling clothes moths in clothing, blankets, and other washable articles. (Because many woolen garments should not be washed in hot water, dry cleaning may be the only suitable cleaning option.) Keeping fabrics clean also has another advantage: insects are less likely to feed on clean fabrics than on heavily soiled ones.

Protecting Items in Storage

Clothes moths often damage articles that are not stored properly. When storing susceptible items, be sure they are pest-free and clean, and place them in an airtight container. Insect repellents can be placed in the storage container. A new product made from lavender oil is available as a gel-filled sachet that can be used inside drawers and storage boxes, or hung in closets. Research studies are currently underway regarding the efficacy of this product.

Moth balls, flakes, or crystals containing naphthalene or paradichlorobenzene are also available for protecting clothes in storage. These materials are toxic and must be kept away from children and pets.

They also leave an unpleasant odor on clothes and other cloth objects. If placed in contact with plastic buttons, hangers, or garment bags, they may cause the plastic to soften and melt into the fabric. As these chemicals evaporate, they produce vapors that, in sufficient concentration, will slowly kill insects. The vapors build up to the required concentration only in an airtight container. If the container is not airtight, the chemicals only weakly repel adults and any larvae already on clothes continue to feed.

Questions are often raised as to the effectiveness of cedar chests and closet floors made of cedar. Aromatic eastern red cedar, *Juniperus virginiana*, contains an oil that is able to kill small larvae, but it does not affect large larvae. After several years, however, cedar loses this quality. Having the chest tightly constructed is more important in the long run than the type of wood used to make it.

Freezing and Heating

Clothes moths can also be controlled by heating the infested object for at least 30 minutes at temperatures over 120°F, freezing the object for several days at temperatures below 18°F, or fumigating with dry ice (see "Household Furnishings").

Trapping

Trapping is a relatively easy-to-use technique that helps to both detect a webbing clothes moth infestation and to reduce it. Pheromone traps are available to trap the webbing clothes moth, but not the casemaking clothes moth. Pheromones are chemicals (in this case a sex attractant) produced by an organism to affect the behavior of other members of the same species. The sex pheromone attracts male moths into the trap where they get stuck on the sticky sides. Because the pheromone specifically attracts clothes moths, other moth species will not be attracted—conversely, webbing clothes moths will not be attracted to pheromone traps for other species such as grain-infesting moths. Pheromone traps for clothes moths are available from major hardware stores.

Place traps in closets and other areas where clothes are stored. Trapping not only allows you to detect the presence of webbing clothes moths but also provides some control because trapped males cannot mate. However, if you trap moths, you should also take other measures such as dry cleaning or laundering to protect clothes that were exposed to the moths.

Using Insecticide Sprays

If clothes moths are detected, articles that cannot be dry cleaned, laundered, heated to temperatures over 120°F, frozen, kept in cold storage, or fumigated with dry ice (see "Household Furnishings") can be sprayed with an insecticide. Find a product that lists clothes moths on its label and follow the directions exactly. Insecticides for clothes moths usually contain pyrethrins, which provide quick knockdown of clothes moths, and most can be sprayed directly on fabrics if needed (in situations where fabrics cannot be laundered or dry cleaned). Pyrethrin insecticides do not leave persistent toxic residues, which makes them more suitable for clothes moth control in

many cases than many other products.

Some insecticides have an oil base. Do not spray them on silk, rayon, or other fabrics that stain easily. Do not use them around open flames, sparks, or electrical circuits. Do not spray them on asphalt-tile floors. Use only lightly on parquet floors. On linoleums, first spray a small inconspicuous area and let it dry to see if staining occurs.

Widespread or heavy infestations often require the services of a professional pest control applicator.

Special Situations

Rugs, carpets, furs, and household furnishings require special attention for protection from clothes moths. Rugs and furnishings made entirely of synthetic fibers are not affected. This includes most wall-to-wall carpeting.

Rugs and Carpets. Closely inspect areas beneath heavy furniture and along carpet edges for infestation. Area rugs can be dry cleaned or hung out in the sun and vacuumed. The edges on wall-to-wall carpets can be pulled back so that an insecticide can be applied to both sides of infested carpets. Spray the upper surface of the carpet lightly to reduce the possibility of staining. If the rug pad contains animal hair or wool and has not been treated by the manufacturer, spray it also. It is preferable to wait until the rug has dried before putting any weight on it.

Fur. Applying protective sprays to furs is not recommended. If you store furs at home throughout the summer, protect them with moth crystals, flakes, or balls; or frequently shake and air them. Furs in commercial cold storage receive professional care and can be insured against damage.

Household Furnishings. Some furniture, mattresses, and pillows are stuffed with animal products such as hair or feathers. When clothes moths get into the stuffing, they cannot be controlled simply by spraying the outside surface of the item. The best way to eliminate them is to fumigate the item with dry ice or to have a pest control or storage firm treat the infested item with a lethal gas in a fumigation vault.

To fumigate an object with dry ice, place the item and the dry ice in a thick (4 mils) plastic bag. (Do not handle dry ice with your bare hands because it will quickly freeze your skin.) If you use a plastic bag with a 30-gallon capacity, a 1/2- to 1-lb piece of dry ice should be adequate. Seal the bag loosely at the top until all the dry ice has vaporized; this will allow the air to escape and keep the bag from bursting. When the dry ice is gone, tighten the seal and let the bag sit for 3 or 4 days. Proper fumigation gives quick, satisfactory control, and kills all stages of clothes moths, although it does not prevent reinfestation.

Sometimes felts and hammers in pianos become infested and so badly damaged that the tone and action of the instrument are seriously affected. The services of a piano technician are then recommended; synthetic felts

are available.

WARNING ON THE USE OF CHEMICALS

COMPILED FROM

Moore, W. S., C. S. Koehler, and C. S. Davis. 1979. *Carpet Beetles and Clothes Moths*. Oakland: Univ. Calif. Agric. Nat. Res. Leaflet 2524.

REFERENCES

Mallis, A. 1990. *Handbook of Pest Control*, 7th ed. Cleveland: Franzak and Foster Co.

Marer, P. 1991. *Residential, Industrial, and Institutional Pest Control*. Oakland: Univ. Calif. Agric. Nat. Res. Publ. 3334.

PUBLICATION INFORMATION



Pest Notes: Clothes Moths

UC DANR Publication 7435

PDF to Print

Contributor: M. K. Rust, Entomology, UC Riverside

Editor: B. Ohlendorf

Technical Editor: M. L. Flint

Produced by IPM Education and Publications, University of California
Statewide IPM Project



All contents copyright © 2001 The Regents of the University of California. All rights reserved.

For noncommercial purposes only, any Web site may link directly to this page or photo file. FOR ALL OTHER USES or more information, read Legal Notices.

Unfortunately, we cannot provide individual solutions to specific pest problems. See Manage Pests, or in the U.S., contact your local Cooperative Extension office for assistance. Statewide IPM Project, University of California. PMG/PESTNOTES/pn7435.html revised: January 3, 2001. Webmaster: ipmig@ucdavis.edu

CLOTHES MOTHS

Integrated Pest Management in the Home

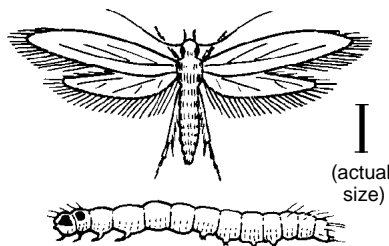


Figure 1. Webbing clothes moth.

The webbing clothes moth, *Tineola bisselliella* (Fig. 1), and the casemaking clothes moth, *Tinea pellionella* (Fig. 2), are occasional fabric pests in California. Clothes moths are weak flyers and are not attracted to lights. They tend to hide when disturbed, and for this reason, infestations of clothes moths are not usually noticed until damaged fabrics, furs, or feathers are found. Close examination of the objects reveals the presence of silken webs that are spun by the larvae.

IDENTIFICATION

The webbing clothes moth is the most common fabric moth. Adults are golden colored with reddish golden hairs on top of the head. Wings, with a span of about ½ inch, are fringed with a row of golden hairs. Because the moths are weak flyers and not attracted to lights, they are usually found very close to the infested items, such as in dark areas of closets.

Don't confuse the clothes moth with the common food- and grain-infesting moths that are frequently seen flying around the house. At rest, clothes moths are only about ¼ inch in length, whereas most food-infesting moths are about ½ inch in length. Clothes moths are relatively easy to catch when they land. When examined with a hand lens,

little tufts of hair are evident on their heads—food and grain moths do not have these tufts. Clothes moths usually only fly around the immediate area of the house where the infestation is found, and their flight pattern is distinctive: they tend to flutter about rather than fly in a direct, steady manner like the food-infesting moths.

Casemaking clothes moths are similar in size and appearance to webbing clothes moths. The wings of the casemaking clothes moth are more brownish than those of the webbing clothes moth and have faint dark-colored spots. Hairs on the head are lighter colored than those of the webbing clothes moth. Larvae of both species are nearly identical, except that larvae of the casemaking clothes moth always carry a silken case with them as they feed. They never leave this silken tube, but enlarge it as they grow. They feed from either end and retreat into it when disturbed. This case takes on the coloration of the fabric eaten by the larvae.

LIFE CYCLE

Females of both species of clothes moth lay an average of 40 to 50 eggs over a period of 2 to 3 weeks and die once egg laying has been completed. Males outlive females and continue to mate during the remainder of their lives. Eggs are attached to threads of fabric with an adhesive secretion; they hatch in 4 to 10 days during warm weather. Larvae molt from 5 to 45 times, depending on indoor temperatures and type of food available. The larval period lasts from 35 days to 2 ½ years. Larvae are shiny white with a dark head capsule. They spin webbing as they feed and may partially enclose themselves in a webbing cover or feeding tube, depending on species. Excrement of the

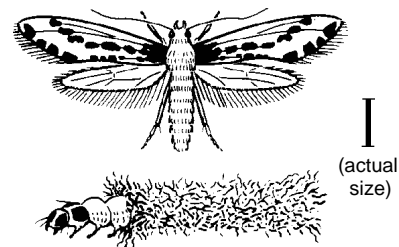


Figure 2. Casemaking clothes moth.

clothes moth may contain dyes from the cloth fibers being consumed and thus be the same color. When they are ready to pupate, larvae wander away from their food source to find crevices. With the casemaking clothes moth, pupation takes place inside the case—usually on the fabric.

Pupation lasts from 8 to 10 days in summer, 3 to 4 weeks in winter. Heated buildings enable clothes moths to continue development during winter months. Generally, developmental time for the clothes moth from egg to egg is between 4 to 6 months, and there are generally two generations a year (Fig. 3).

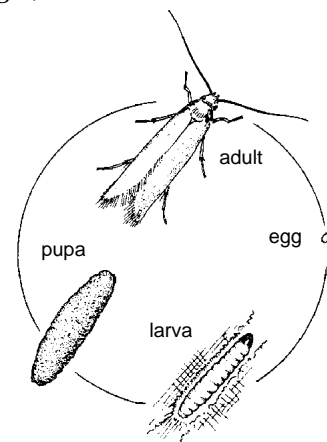


Figure 3. Clothes moth life cycle.

DAMAGE

The larva is the damaging stage of the clothes moth. Both species feed on wool clothing, carpets, rugs, upholstered furniture, furs, stored wool, animal bristles in brushes, wool felts in pianos, and fish meal in fish food. Synthetics or fabrics such as cotton are fed on if they are blended with wool. Larvae may use cotton fibers to make their pupal cases. Damage generally appears in hidden locations such as under collars or cuffs of clothing, in crevices of upholstered furniture, and in areas of carpeting covered by furniture.

Fabrics stained by foods, perspiration, or urine are more subject to damage.

MANAGEMENT

Clothes moths can be controlled by a variety of methods, including periodic dry cleaning or laundering, proper storage, freezing, heating, or fumigating with dry ice, trapping, or using an insecticide. If humidity can be kept low inside buildings, an environment that is not suitable for clothes moth development will be created. Building construction that is free of many tiny cracks and crevices also contributes to fewer clothes moth problems. Good house-keeping practices are also important. Although most people can control clothes moth problems themselves, some infestations are best handled by a pest control applicator who has the equipment, materials, and experience necessary to deal with a difficult control job.

Preventing or Reducing Infestations

Periodically clean areas of a home that may harbor clothes moths to prevent or control infestation. Those areas include many seldom-cleaned spots, such as:

- under heavy pieces of furniture;
- along baseboards and in cracks where hair and debris accumulate;
- closets, especially those in which woolens and furs are kept; and
- heaters, the areas behind them, and vents.

The vacuum cleaner is the best tool for most of this cleaning. After using it in infested areas, dispose of the bag contents promptly; they may include eggs, larvae, or adult moths.

Clothes moths may first become established on woolen garments or scraps stored for long periods. If such articles are to be saved, they should be stored properly, or periodically hung in the sun and brushed thoroughly, especially along seams and in folds and pockets. Brushing destroys eggs and exposes larvae. Larvae are strongly repelled by light, and will fall from clothing when they cannot find protection.

Dry Cleaning and Laundering

Dry cleaning or thoroughly laundering items in hot water (temperature above 120°F for 20 to 30 minutes) kills all stages of insects. This is the most common and effective method for controlling clothes moths in clothing, blankets, and other washable articles. (Because many woolen garments should not be washed in hot water, dry cleaning may be the only suitable cleaning option.) Keeping fabrics clean also has another advantage: insects are less likely to feed on clean fabrics than on heavily soiled ones.

Protecting Items in Storage

Clothes moths often damage articles that are not stored properly. When storing susceptible items, be sure they are pest-free and clean, and place them in an airtight container. Insect repellents can be placed in the storage container. A new product made from lavender oil is available as a gel-filled sachet that can be used inside drawers and storage boxes, or hung in closets. Research studies are currently underway regarding the efficacy of this product.

Moth balls, flakes, or crystals containing naphthalene or paradichlorobenzene are also available for protecting clothes in storage. These materials are toxic and must be kept away from children and pets. They also leave an unpleasant odor on clothes and other cloth objects. If placed in contact with plastic buttons, hangers, or garment bags, they may cause the plastic to soften and melt into the fabric. As these chemicals evaporate, they produce vapors that, in sufficient concentration, will slowly kill insects. The vapors build up to the required concentration only in an airtight con-

tainer. If the container is not airtight, the chemicals only weakly repel adults and any larvae already on clothes continue to feed.

Questions are often raised as to the effectiveness of cedar chests and closet floors made of cedar. Aromatic eastern red cedar, *Juniperus virginiana*, contains an oil that is able to kill small larvae, but it does not affect large larvae. After several years, however, cedar loses this quality. Having the chest tightly constructed is more important in the long run than the type of wood used to make it.

Freezing and Heating

Clothes moths can also be controlled by heating the infested object for at least 30 minutes at temperatures over 120°F, freezing the object for several days at temperatures below 18°F, or fumigating with dry ice (see "Household Furnishings").

Trapping

Trapping is a relatively easy-to-use technique that helps to both detect a webbing clothes moth infestation and to reduce it. Pheromone traps are available to trap the webbing clothes moth, but not the casemaking clothes moth. Pheromones are chemicals (in this case a sex attractant) produced by an organism to affect the behavior of other members of the same species. The sex pheromone attracts male moths into the trap where they get stuck on the sticky sides. Because the pheromone specifically attracts clothes moths, other moth species will not be attracted—conversely, webbing clothes moths will not be attracted to pheromone traps for other species such as grain-infesting moths. Pheromone traps for clothes moths are available from major hardware stores.

Place traps in closets and other areas where clothes are stored. Trapping not only allows you to detect the presence of webbing clothes moths but also provides some control because trapped males cannot mate. However, if you trap moths, you should also take other measures such as dry cleaning or laundering to protect clothes that were exposed to the moths.

Using Insecticide Sprays

If clothes moths are detected, articles that cannot be dry cleaned, laundered, heated to temperatures over 120°F, frozen, kept in cold storage, or fumigated with dry ice (see "Household Furnishings") can be sprayed with an insecticide. Find a product that lists clothes moths on its label and follow the directions exactly. Insecticides for clothes moths usually contain pyrethrins, which provide quick knockdown of clothes moths, and most can be sprayed directly on fabrics if needed (in situations where fabrics cannot be laundered or dry cleaned). Pyrethrin insecticides do not leave persistent toxic residues, which makes them more suitable for clothes moth control in many cases than many other products.

Some insecticides have an oil base. Do not spray them on silk, rayon, or other fabrics that stain easily. Do not use them around open flames, sparks, or electrical circuits. Do not spray them on asphalt-tile floors. Use only lightly on parquet floors. On linoleums, first spray a small inconspicuous area and let it dry to see if staining occurs.

Widespread or heavy infestations often require the services of a professional pest control applicator.

For more information contact the University of California Cooperative Extension or agricultural commissioner's office in your county. See your phone book for addresses and phone numbers.

CONTRIBUTOR: M. K. Rust
EDITOR: B. Ohlendorf
TECHNICAL EDITOR: M. L. Flint
DESIGN AND PRODUCTION: M. Brush
ILLUSTRATIONS: D. Kidd

Produced by IPM Education and Publications, UC Statewide IPM Project, University of California, Davis, CA 95616-8620

This Pest Note is available on the World Wide Web (<http://www.ipm.ucdavis.edu>)



To simplify information, trade names of products have been used. No endorsement of named products is intended, nor is criticism implied of similar products that are not mentioned.

This material is partially based upon work supported by the Extension Service, U.S. Department of Agriculture, under special project Section 3(d), Integrated Pest Management.

Special Situations

Rugs, carpets, furs, and household furnishings require special attention for protection from clothes moths. Rugs and furnishings made entirely of synthetic fibers are not affected. This includes most wall-to-wall carpeting.

Rugs and Carpets. Closely inspect areas beneath heavy furniture and along carpet edges for infestation. Area rugs can be dry cleaned or hung out in the sun and vacuumed. The edges on wall-to-wall carpets can be pulled back so that an insecticide can be applied to both sides of infested carpets. Spray the upper surface of the carpet lightly to reduce the possibility of staining. If the rug pad contains animal hair or wool and has not been treated by the manufacturer, spray it also. It is preferable to wait until the rug has dried before putting any weight on it.

Fur. Applying protective sprays to furs is not recommended. If you store furs at home throughout the summer, protect them with moth crystals, flakes, or balls; or frequently shake and air them. Furs in commercial cold storage receive professional care and can be insured against damage.

Household Furnishings. Some furniture, mattresses, and pillows are stuffed with animal products such as hair or feathers. When clothes moths get into the stuffing, they cannot be controlled simply by spraying the outside surface of the item. The best way to eliminate them is to fumigate the item with dry ice or to have a pest con-

trol or storage firm treat the infested item with a lethal gas in a fumigation vault.

To fumigate an object with dry ice, place the item and the dry ice in a thick (4 mils) plastic bag. (Do not handle dry ice with your bare hands because it will quickly freeze your skin.) If you use a plastic bag with a 30-gallon capacity, a 1/2- to 1-lb piece of dry ice should be adequate. Seal the bag loosely at the top until all the dry ice has vaporized; this will allow the air to escape and keep the bag from bursting. When the dry ice is gone, tighten the seal and let the bag sit for 3 or 4 days. Proper fumigation gives quick, satisfactory control, and kills all stages of clothes moths, although it does not prevent reinfestation.

Sometimes felts and hammers in pianos become infested and so badly damaged that the tone and action of the instrument are seriously affected. The services of a piano technician are then recommended; synthetic felts are available.

COMPILED FROM:

Moore, W. S., C. S. Koehler, and C. S. Davis. 1979. *Carpet Beetles and Clothes Moths*. Oakland: Univ. Calif. Agric. Nat. Res. Leaflet 2524.

REFERENCES

Mallis, A. 1990. *Handbook of Pest Control*, 7th ed. Cleveland: Franzak and Foster Co.

Marer, P. 1991. *Residential, Industrial, and Institutional Pest Control*. Oakland: Univ. Calif. Agric. Nat. Res. Publ. 3334.

WARNING ON THE USE OF CHEMICALS

Pesticides are poisonous. Always read and carefully follow all precautions and safety recommendations given on the container label. Store all chemicals in the original labeled containers in a locked cabinet or shed, away from food or feeds, and out of the reach of children, unauthorized persons, pets, and livestock.

Confine chemicals to the property being treated. Avoid drift onto neighboring properties, especially gardens containing fruits or vegetables ready to be picked.

Do not place containers containing pesticide in the trash nor pour pesticides down sink or toilet. Either use the pesticide according to the label or take unwanted pesticides to a Household Hazardous Waste Collection site. Contact your county agricultural commissioner for additional information on safe container disposal and for the location of the Hazardous Waste Collection site nearest you. Dispose of empty containers by following label directions. Never reuse or burn the containers or dispose of them in such a manner that they may contaminate water supplies or natural waterways.

The University of California prohibits discrimination against or harassment of any person employed by or seeking employment with the University on the basis of race, color, national origin, religion, sex, physical or mental disability, medical condition (cancer-related or genetic characteristics), ancestry, marital status, age, sexual orientation, citizenship, or status as a covered veteran (special disabled veteran, Vietnam-era veteran, or any other veteran who served on active duty during a war or in a campaign or expedition for which a campaign badge has been authorized). University Policy is intended to be consistent with the provisions of applicable State and Federal laws. Inquiries regarding the University's nondiscrimination policies may be directed to the Affirmative Action/Staff Personnel Services Director, University of California, Agriculture and Natural Resources, 1111 Franklin, 6th Floor, Oakland, CA 94607-5200; (510) 987-0096.

Warning on the Use of Chemicals

Pesticides are poisonous. Always read and carefully follow all precautions and safety recommendations given on the container label. Store all chemicals in the original labeled containers in a locked cabinet or shed, away from food or feeds, and out of the reach of children, unauthorized persons, pets, and livestock.

Confine chemicals to the property being treated. Avoid drift onto neighboring properties, especially gardens containing fruits or vegetables ready to be picked.

Do not place containers containing pesticide in the trash nor pour pesticides down sink or toilet. Either use the pesticide according to the label or take unwanted pesticides to a Household Hazardous Waste Collection site. Contact your county agricultural commissioner for additional information on safe container disposal and for the location of the Hazardous Waste Collection site nearest you. Dispose of empty containers by following label directions. Never reuse or burn the containers or dispose of them in such a manner that they may contaminate water supplies or natural waterways.

All contents copyright © 2000 The Regents of the University of California. All rights



reserved.

For noncommercial purposes only, any Web site may link directly to this page or photo file. FOR ALL OTHER USES or more information, read Legal Notices.

Unfortunately, we cannot provide individual solutions to specific pest problems. See Manage Pests, or in the U.S., contact your local Cooperative Extension office for

assistance. Statewide IPM Project, University of California. PESTNOTES/warning.html revised: November 15, 2000. Webmaster: ipmig@ucdavis.edu

Pest Management and Identification




Illustration by D. Kidd.

Casemaking clothes moth. Length of adult body is 1/4 inch.

All contents copyright © 2001 The Regents of the University of California. All rights reserved.



For noncommercial purposes only, any Web site may link directly to this page or photo file. FOR ALL OTHER USES or more information, read Legal Notices. Unfortunately, we cannot provide individual solutions to specific pest problems. See Manage Pests, or in the U.S., contact your local Cooperative Extension office for assistance. Statewide IPM Project, University of California. HTML revised: January 11, 2001. Webmaster: ipmig@ucdavis.edu

Glossary

[A](#) [B](#) [C](#) [D](#) [E](#) [F](#) [G](#) [H](#) [I](#) [J](#) [K](#) [L](#) [M](#) [N](#) [O](#) [P](#) [Q](#) [R](#) [S](#) [T](#) [U](#) [V](#) [W](#) [X](#) [Y](#) [Z](#)

or use the browser's FIND menu selection.

A

abdomen. The posterior body division of an arthropod.

abiotic disease. A disease caused by factors other than pathogens.

abiotic disorder. A disease caused by factors other than a pathogen; physiological disorder.

achene. A simple, one-seeded fruit in which the seed is attached to the ovary wall at only one point, such as the "seed" on the surface of a strawberry.

adventitious. A structure arising from an unusual place, such as roots growing from leaves or stems.

aestivation. A state of inactivity during the summer months.

albedo. White, spongy inner part of citrus fruit rind.

alkaline. Basic, having a pH greater than 7.

allelopathy. The ability of a plant species to produce substances that are toxic to certain other plants.

allowable depletion. The proportion of available water that can be used before irrigation is needed.

angular leaf spot. Bacterial blight.

annual. A plant that normally completes its life cycle of seed germination, vegetative growth, reproduction, and death in a single year.

antagonists. Organisms that release toxins or otherwise change conditions so that activity or growth of other organisms (especially pests) is reduced.

antenna (plural: antennae). The paired segmented sensory organs, borne one on each side of the head, commonly termed horns or feelers.

anthers. The pollen-producing organs of flowers.

anticoagulant. A substance that prevents blood clotting, resulting in internal hemorrhaging; may be used as a rodenticide.

apical dominance. Growth of the bud at the apex of a stem or tuber while growth of all other buds on the stem or tuber is inhibited.

apothecia (plural). Cup-shaped, spore-bearing structures produced by certain types of fungi such as *Sclerotinia*.

ascospores. A spore produced within the saclike cell of the sexual state of a fungus.

auricle. A small earlike projection from the base of a leaf or petal.

available water. The amount of water held in the soil that can be extracted by plants.

awn. A slender bristlelike organ usually at the apex of a plant structure.

axil. The upper angle between a twig or leaf and the stem from which it is growing.

axillary bud. A bud formed in an axil.

B

B.t. Abbreviation for *Bacillus thuringiensis*.

Bacillus thuringiensis. A bacterium that causes disease in many insects, especially caterpillars; formulations of the bacteria are used as insecticides.

bacterium (plural: bacteria). A single-celled, microscopic, plantlike organism that lacks a nucleus. Most bacteria obtain their nitrogen and energy from organic matter; some bacteria cause plant or animal diseases.

band application. An application in which a material such as fertilizer or herbicide is applied in strips, usually to the bed or seed row.

basin. A portion of a rice field bounded by levees.

beneficials. Organisms that provide a benefit to crop production, applied especially to natural enemies of pests and to pollinators such as bees.

biennial. A plant that completes its life cycle in two years and usually does not flower until the second season.

binomial sampling. A sampling method that involves recording only the presence or absence of members of the population being sampled (such as an insect pest) on a sample unit (such as a leaf), rather than counting the numbers of individuals; presence/absence sampling.

biodegradation. The breaking down of a chemical by organisms in the environment.

biofix. An identifiable event that signals when to begin degree-day accumulation.

biological control. The action of parasites, predators, or pathogens in maintaining another organism's population density at a lower average level than would occur in their absence. Biological control may occur naturally in the field or result from manipulation or introduction of biological control agents by people.

biotic disease. Disease caused by a pathogen, such as a bacterium, fungus, mycoplasma, or virus.

biotype. A strain of a species that has certain biological characters separating it from other

individuals of that species.

blackarm. Bacterial blight lesions on stems.

blank. Nut with no kernel-consists of only the collapsed pellicle (skin).

blanking. Producing no grain or seed (used to describe individual florets of the rice panicle).

blight. A disease characterized by general and rapid killing of leaves, flowers, and branches.

blind node. The first node formed on a strawberry runner that usually does not form a daughter plant.

bolt. To initiate the growth of flower structures.

boot. A bulge in the upper leaf sheath caused by the expansion of the developing panicle.

bordeaux mixture. A fungicide made of a mixture of hydrated lime and copper sulfate.

border harvesting. A harvesting method that leaves a strip of uncut hay along every other border; next harvest these borders are mowed and the alternate borders are left standing.

borrow pits. Depressions on either side of a levee created when soil is removed from the field to build the levee.

botanical. Derived from plants or plant parts.

bract. A modified leaf at the base of a flower.

broad-spectrum pesticide. A pesticide that kills a large number of unrelated species.

broadcast application. The application of a material such as fertilizer or herbicide to the entire surface of a field.

brood. All the individuals of a generation that hatch at about the same time.

bud. Bud that forms in the axil of a leaf.

bulb. An underground storage organ, composed chiefly of enlarged, fleshy leaf bases.

C

calcareous soil. Soil containing high levels of calcium carbonate.

calibrate. To standardize or correct the measuring devices on instruments; to adjust nozzles on a spray rig properly.

calyx. The sepals of a flower; they enclose the unopened flower bud.

cambium. Thin layer of undifferentiated, actively growing tissue between phloem and xylem.

canker. A dead, discolored, often sunken area (lesion) on a root, trunk, stem, or branch.

canopy. The leafy parts of vines or trees.

carcinogen. A substance or agent capable of causing cancer.

caterpillar. The larva of a butterfly, moth, sawfly, or scorpionfly.

catfacing. Disfigurement or malformation of fruit; in the case of strawberries, usually the result of injury to developing achenes by Lygus bugs or low temperature.

catkin. A spikelike cluster of unisexual flowers, e.g., the male flowers of walnut.

cauda. A process resembling a tail.

certified seed or planting stock. Seeds, tubers or young plants certified by a recognized authority to be free of or to contain less than a minimum number of specified pests or pathogens.

certified transplants. Strawberry plants that have received a certification tag from the California Department of Food and Agriculture, production practices must meet standards for freedom from pest problems and plant samples from production fields must test free of viruses.

check. The part of a rice field between two levees.

chilling. In strawberries, exposure to temperatures low enough to induce the production of food reserves needed to support vigorous vegetative growth.

chlamydospore. Thick-walled spore formed from the cell of a fungus hypha.

chlorophyll. The green pigment of plants that captures the energy from sunlight necessary for photosynthesis.

chlorosis. Yellowing or bleaching of normally green plant tissue usually caused by the loss of chlorophyll.

chorion. The outer membrane of an insect egg.

circulative virus. A virus that systemically infects its insect vector and usually is transmitted for the remainder of the vector's life; persistent virus.

cocoon. A sheath, usually of silk, formed by an insect larva as a chamber for pupation.

cohort. A group.

cole crops. Any of the group of crucifer family crops that are varieties of the species Brassica oleracea, including cabbage, broccoli, cauliflower, and brussel spouts.

coleoptile. A sheathlike structure enclosing the shoot of a grass seedling.

collar region. In grasses, the region where the leaf blade and sheath meet; it is used in identifying species; in trees, the trunk area at the soil line.

companion planting. The practice of planting certain plant species-often herbs-in close association with crop plants to repel pests.

competitive exclusion agent. Organism capable of outcompeting other organisms, thus excluding them from the environment.

conidium (plural: conidia). A type of asexual fungal spore.

control action guideline. A guideline used to determine if pest control action is needed.

control action threshold. Pest population level at which treatment is necessary to prevent economic loss, also called economic threshold.

cornicle. Two tubular structures located on the posterior part of an aphid's abdomen.

cortex. Tissue between the phloem and the epidermis in roots and stems.

cotyledon. A leaf formed within the seed and present on a seedling at germination; seed leaf.

cover crops. Cultivation of a second type of crop primarily to improve the production system for a primary crop; examples include grasses or legumes maintained in orchards or vineyards and legume or other crops grown during the winter season to improve soil condition.

crawler. The active first instar of a scale insect.

crochets. Tiny hooks on the prolegs of caterpillars.

cross resistance. In pest management, resistance of a pest population to a pesticide to which it has not been exposed that accompanies the development of resistance to a pesticide to which it has been exposed.

crown. The part of the alfalfa plant from which new shoots are produced, emerging at soil surface just above taproot; the point at or just below the soil surface where the main stem (trunk) and roots join. Also used to refer to the topmost limbs on a tree or shrub; the shortened stem of a strawberry plant, from which roots, leaves, and fruit trusses arise.

culm. The jointed stem of grasses.

cultivar. A specially developed agricultural plant variety.

curing. Holding potato tubers under warm, humid conditions that favor wound healing.

cutout. A period of reduced growth and square production following a fruiting cycle.

D

damping-off. Destruction of seedlings by one or a combination of pathogens that weaken the stem or root.

daughter plants. Vegetative progeny of strawberry plants; plants that develop along the runners produced by another strawberry plant called the mother plant.

day-neutral. The term applied to strawberry cultivars that produce flower buds more or less independently of day length; everbearing.

degree-day. A unit combining temperature and time used in monitoring growth and development of organisms.

dehiscence. Opening naturally and regularly along lines of weakness; in fruits, opening along sutures to release seeds.

delayed dormant. Refers to the treatment period in fruit tree crops, beginning when buds begin to swell until the beginning of green tip development.

determinate. Having stems and branches that stop growing at a certain point, usually after producing flowers. In cotton, this term is applied to varieties with a distinct interruption in growth following fruit set.

developmental threshold. The lowest temperature at which growth occurs in a given species.

diapause. A period of physiologically controlled dormancy in insects.

disease. Any disturbance of a plant that interferes with its normal structure, function, or economic value.

disk. A type of cultivator made up of many circular blades used for weed control and soil preparation.

dormant. To become inactive during winter or periods of cold weather.

dough stage. A stage in grain development when the grain turns from a liquid to a soft doughy consistency before hardening.

drag off. The practice of removing soil from the tops of potato hills before sprout emergence.

drift. The aerial dispersal of a substance such as a pesticide beyond the intended application area.

DTPA. A chemical solution used to determine available zinc in the soil: [(carboxymethyl)imino] bis (ethyleneitrilo)l tetra-acetic acid.

dwarfing. A stunting of normal growth characterized in plants by smaller than normal leaves

and stems.

E

economic threshold. A level of pest population or damage at which the cost of control action equals the crop value gained from control action.

ectoparasite. A parasite that lives on the outside of its host.

embryo. The small plantlet within the seeds in almond, the embryo develops into the kernel.

endoparasite. A parasite that lives inside its host.

endosperm. The tissue containing stored food in a seed that surrounds the embryo and is eventually digested by the embryo as it grows.

English walnut. The walnut species (*Juglans regia*) used for the selection of commercial scion cultivars; origin believed in Persia (= Persian walnut).

entomophagous nematodes. Nematodes that eat insects.

epicotyl. The part of an embryo or seedling above the attachment point of the cotyledon(s).

epidermis. The outermost layer of living cells on the surface of a plant or animal.

evapotranspiration. The loss of soil moisture due to evaporation from the soil surface and transpiration by plants.

everbearing. Term applied to strawberry cultivars that produce flowers and fruit all year as long as temperatures are favorable; often used synonymously with day-neutral.

extrafloral nectary. A nectary located outside the flower.

eye. A collection of several buds on the surface of a potato tuber, one of which will sprout and form a new stem when conditions are favorable.

F

fallow. Cultivated land that is allowed to lie dormant, with no crops growing on it, during a growing season.

feeder roots. The youngest roots with root hairs, important in absorption of water and minerals.

field capacity. The moisture level in soil after saturation and runoff.

flag leaf. The terminal leaf of a grass plant; the last emerging leaf below the grain head.

flavedo. Outer part of the rind of citrus fruit, bearing oil glands and pigments.

flight. Period of flying activity of moths from one generation.

floret. An individual flower in a grass spikelet.

flower bud. A bud in which flower parts are contained.

frass. Solid fecal material produced by insects.

fruiting bodies. In fungi, reproductive structures containing spores.

fumigation. Treatment with a pesticide active ingredient that is a gas under treatment conditions.

fungicide. A pesticide used for control of fungi.

fungus (plural: fungi). A multicellular lower plant lacking chlorophyll, such as mold, mildew, smut, or rust. The fungus body normally consists of filamentous strands called mycelium and reproduces through dispersal of spores.

G

gall. Localized swelling or outgrowth of plant tissue, often formed in response to the action of a pathogen or other pest.

girdle. Damage that completely encircles a stem or root, often resulting in death of plant parts above or below the girdle.

glume. The outer bract of a grass spikelet.

glycoalkaloid. A bitter-tasting compound present in potato foliage and in the epidermis of potato tubers.

gossypol. A substance poisonous to many animals, produced by numerous small glands in most cotton varieties.

graft union. Place where the rootstock joins the scion or top part of a grafted tree or vine.

ground cover. Any of various low, dense-growing plants, as ivy, pachysandra, etc., used for covering the ground, as in places where it is difficult to grow grass.

H

head. The inflorescence of many grass plants, including small grains.

heat unit. Synonym for degree-day.

herbicide. A pesticide used to control weeds.

hibernaculum (plural: hibernacula). A shelter occupied during the winter by an insect, notably peach twig borer.

honeydew. An excretion from insects, such as aphids, mealybugs, whiteflies, and soft scales, consisting of modified plant sap.

horticultural oils. Highly refined petroleum (or seed derived) oils that are manufactured specifically to control pests on plants.

host. A plant or animal that provides sustenance for another organism.

hypha (plural: hyphae). One of the filaments forming the body, or mycelium, of a fungus.

hypocotyl. The portion of an embryo or seedling between the cotyledons and the developing root tip.

I

immune. Exempt from infection by a given pathogen.

incorporate. To mix a material such as an herbicide into the soil by mechanical action.

indeterminate. Having a growth pattern in which stems continue growing indefinitely; with flower clusters, the opening of the lower (lateral) flowers first, and the terminal one opening later.

indexing. Testing a plant for a virus infection, usually by grafting tissue from it onto an indicator plant.

infection. The entry of a pathogen into a host and establishment of the pathogen as a parasite of the host.

infestation. The presence of a large number of pest organisms in an area or field, on the surface of a host or anything that might contact a host, or in the soil.

inflorescence. flower cluster.

inner bark. In older trees, the living part of the bark, the phloem.

inoculum. Any part or stage of a pathogen, such as spores or virus particles, that can infect a host.

inorganic. Containing no carbon; generally used to indicate materials (for example, fertilizers) that are of mineral origin.

instar. The larval or nymph stage of an immature insect between successive molts.

integrated pest management (IPM). A pest management strategy that focuses on long-term prevention or suppression of pest problems through a combination of techniques such as encouraging biological control, use of resistant varieties, and adoption of alternate cultural practices such as modification of irrigation or pruning to make the habitat less conducive to pest development. Pesticides are used only when careful monitoring indicates they are needed according to preestablished guidelines, treatment thresholds, or to prevent pests from significantly interfering with the purposes for which plants are being grown.

internode. The portion of a stem between two nodes.

invertebrate. An animal having no internal skeleton.

J

jointing. Elongation of rice internodes before flowering.

June bearing. A term applied to short-day strawberry cultivars.

juvenile. Immature form of a nematode that hatches from an egg and molts several times before becoming an adult.

K

L

larva (plural: larvae). The immature form of insects that develop through the process of complete metamorphosis including egg, several larval stages, pupa, and adult. In mites, the first-stage immature is also called a larva.

latent. Producing no visible symptoms (generally refers to an infection or a pathogen).

latent period. The time between when a vector acquires a pathogen and when the vector becomes able to transmit the pathogen to a new host; also, the time between infection of a host plant and production of inoculum by the infection.

layby application. An application, usually of fertilizer or herbicide, after the crop is well established; especially, an application at the latest time in the season when it is still possible to pass through the field with a tractor.

leaching fraction. The proportion of applied irrigation water that is added to meet the crop's leaching requirement.

leaching requirement. The amount of water in excess of a crop's evapotranspiration requirement that is needed to maintain maximum yield by leaching harmful salts from the root zone.

leaf area index. The ratio between the total leaf surface area of a plant and the surface area of ground that is covered by the plant.

leaf margin. The outer edge of the leaf; leaf margins may be smooth, lobed, indented, etc.

lenticels. Natural openings in the surface of a tuber or stem, similar to leaf stomata, that can open and close and allow gas exchange.

lepidopterous. Of or pertaining to the Order Lepidoptera, the moths and butterflies.

lesion. Localized area of diseased or discolored tissue.

ligule. In many grasses, a short membranous projection on the inner side of the leaf blade at the junction where the leaf blade and leaf sheath meet.

locule. One of the seed chambers in the ovary or boll.

lodging. The toppling of plants of a grain crop before harvest, often from wind, rain, or waterfowl.

M

mandibles. Jaws; the forward-most pair of mouthparts of an insect.

meconium. Fecal pellet excreted by a larva before pupation.

meristem. The collection of cells at the growing point of a plant that are capable of cell division.

metamorphosis. The change in form that takes place as insects grow from immatures to adults.

microbial pesticides. Pesticides that consist of bacteria, fungi, viruses, or other microorganisms used for control of weeds, invertebrates, or plant pathogens.

microorganism. An organism of microscopic size, such as a bacterium, virus, fungus, viroid, or mycoplasma.

micropropagation. Generation of new, disease-free potato plants from tiny pieces of meristem tissue.

microsclerotia (singular: microsclerotium). Very small sclerotia, such as those produced by the Verticillium wilt fungus.

milk stage. The early stage of grain development when the grain is filled with a milky liquid.

mineral oils. Synonymous with horticultural oils.

minituber. A small tuber produced under greenhouse conditions on a small potato plant generated by micropropagation.

modify environmental factors. Factors such as moisture and heat, and, in the case of

certain organic materials that decay, to gradually improve soil quality. Plant derived in (organic) or synthetic materials may be used.

molt. In insects and other arthropods, the shedding of skin before entering another stage of growth.

monitoring. Carefully watching and recording information on the activities, growth, development, and abundance of organisms or other factors on a regular basis over a period of time, often utilizing very specific procedures.

mulch. A layer of material placed on the soil surface to prevent weed growth.

mummy. Unharvested nut remaining on the tree (also called sticktight); the crusty skin of an aphid whose inside has been consumed by a parasite.

mutation. The abrupt appearance of a new, heritable characteristic as the result of a change in the genetic material of one individual cell.

mycelium (plural: mycelia). The vegetative body of a fungus, consisting of a mass of slender filaments called hyphae.

mycoplasma. A member of the genus *Mycoplasma*. Mycoplasmas, unlike viruses, can reproduce in the absence of a host and are the smallest free-living organisms; they have a unit membrane but no cell wall as do bacteria.

mycorrhizae. Beneficial associations between plant roots and fungi.

N

narrow-range oil. A highly refined petroleum or seed-derived oil that is manufactured specifically to control pests on plants, also called horticultural oil.

natural enemies. Predators, parasites, or pathogens that are considered beneficial because they attack and kill organisms that we normally consider to be pests.

necrosis. Death of tissue accompanied by dark brown discoloration, usually occurring in a well-defined part of a plant, such as the portion of a leaf between leaf veins or the xylem or phloem in a stem or tuber.

nectary. A gland that secretes nectar.

nodes. The leafbearing joints on plant stems.

nonpersistent virus. A virus that is carried on the mouthparts of its insect vector and is lost after the vector feeds once or a few times; styletborne virus.

nucellus. In plants, the watery tissue composing the chief part of the young ovule in the flower and inside the seed during early development. It furnishes nutrients to the young embryo and is digested by the developing endosperm and embryo.

nymph. The immature stage of insects such as grasshoppers and aphids, that hatch from eggs and gradually acquire adult form through a series of molts without passing through a pupal stage.

O

organic. A material (e.g. pesticide) whose molecules contain carbon and hydrogen atoms. Also may refer to plants or animals which are grown without the use of synthetic fertilizers or pesticides.

outer bark. In older trees, the dead part of the bark.

oviposit. To lay or deposit eggs.

oviposition. The laying or depositing of eggs.

P

packing tissue. Firm, membranous tissue lining the walnut shell and separating the kernel halves.

panicle. A branching cluster of flowers held on a stem, such as the flowering parts of most grasses.

pappus. The modified calyx of flowers in the sunflower family; usually takes the form of bristles, scales, or awns.

parasite. An organism that derives its food from the body of another organism, the host, without killing the host directly; also an insect that spends its immature stages in the body of a host that dies just before the parasite emerges (this type is also called a parasitoid).

parthenocarpy. Development of fruit without fertilization and seed.

parthenogenesis. Development of an egg without fertilization.

pathogen. A disease-causing organism.

peduncle. The stem of an individual flower or fruit.

peg roots. Primary roots.

pellicle. The covering (skin) that encloses the kernel; it is white during development but becomes brown at maturity.

perennial. A plant that can live three or more years and flower at least twice.

periderm. Several layers of corky cells located on the outside of the epidermis of a potato tuber and containing high amounts of suberin.

perithecium (plural: perithecia). A globular to flask-shaped fruiting body that has an apical pore through which the spores (ascospores) are released.

persistent virus. A virus that systemically infects its insect vector and usually is transmitted for the remainder of the vector's life.

pest resurgence. The rapid rebound of a pest population after it has been controlled.

pesticide. Any substance or mixture intended for preventing, destroying, repelling, killing, or mitigating problems caused by any insects, rodents, weeds, nematodes, fungi, or other pests; and any other substance or mixture intended for use as a plant growth regulator, defoliant, or desiccant.

pesticide resistance. The genetically acquired ability of an organism to survive a pesticide application at doses that once killed most individuals of the same species.

petiole. The stalk connecting the leaf to a stem.

pH. A value used to express relative acidity or alkalinity.

phenoxy herbicides. A group of herbicides derived from phenoxy-acetic acid, including 2,4-D, 2,4,5-T, 2,4-DB, MCPA and silvex.

pheromone. A substance secreted by an organism to affect the behavior or development of other members of the same species; sex pheromones that attract the opposite sex for mating are used in monitoring certain insects.

phloem. The food-conducting tissue of a plant, made up of sieve tubes, companion cells, phloem parenchyma, and fibers.

phloem-feeding. An organism that withdraws nutrients from the food-conducting tissue of a plant's vascular system.

photosynthate. The products of photosynthesis, used to support growth, respiration, and fruit production.

photosynthesis. The process by which plants convert sunlight into energy.

physiological disorder. A disorder caused by factors other than a pathogen; abiotic disorder.

phytotoxicity. The ability of a material such as a pesticide or fertilizer to cause injury to plants.

pinhead square. A square approximately 1/8 inch (3mm) or less in length.

pistil. Female part of the flower, usually consisting of ovules, ovary, style, and stigma.

pollinator. The agent of pollen transfer, usually bees.

pollinizer. The producer of pollen; the variety used as a source of pollen for cross-pollination.

pome fruit. A simple fleshy fruit, the outer portion of which is formed by the floral parts that surround the ovary.

postemergence herbicide. Herbicide applied after the emergence of weeds.

predator. Any animal (including insects and mites) that kills other animals (prey) and feeds on them.

preemergence herbicide. Herbicide applied before emergence of weeds.

primary bloom. The first production of flowers on a potato plant, occurring after 8 to 12 leaves have been formed on the mainstem and generally coinciding with the beginning of the tuber growth phase.

primary inoculum. The initial source of a pathogen that starts disease development in a given location.

primary roots. Roots that develop from the crown of a strawberry plant.

proleg. A fleshy, unsegmented leg of caterpillars.

propagules. Any part of a plant from which a new plant can grow, including seeds, bulbs, rootstocks, etc.

protectant fungicide. Fungicide that protects a plant from infection by a pathogen.

protective coverings. Any cloth, screen, plastic or other material placed over growing plants to prevent damage by pests or harsh weather.

prothorax. The anterior of the three thoracic segments of an insect.

pupa. The nonfeeding, inactive stage between larva and adult in insects with complete metamorphosis.

pupate. To molt from the larval stage to the pupa.

pustule. Small blisterlike elevation of epidermis from which spores emerge.

pycnidium (plural: pycnidia). Small, spherical or flask-shaped structure, formed by certain types of fungi, inside which spores are produced.

Q

quadrant. One of four equal parts into which a field is divided for monitoring.

R

random sample. A sampling plan in which locations for samples are not predetermined either by previous sampling in that field or the relationship of one sample site to another.

rat-tail bloom. A secondary bloom in Bartlett pears that results when terminal buds form and open on the current season's growth.

receptacle. The apex of the flower stem that bears the organs of the flower.

regrowth bud. The buds on alfalfa crowns that become new stems.

reproductive bud. The buds on alfalfa stems that become flowers.

reservoir. The site where a pest population or quantity of inoculum can survive in the absence of a host crop, and from which a new crop may be invaded.

residue management. Management of rice straw and stubble after harvest.

resistant. Able to tolerate conditions (such as pesticide sprays or pest damage) harmful to other strains of the same species.

respiration. The process by which nutrients are metabolized to provide energy needed for cellular activity.

rhizome. A horizontal, underground shoot, especially one that forms roots at the nodes to produce new plants.

rogue. To remove diseased plants from a field.

rolling. Mechanical crushing of potato vines to hasten vine death, sometimes used synonymously with vine-killing.

rootstock. An underground stem or rhizome; lower portion of a graft which develops into the root system.

rosette. A cluster of leaves arranged in a compact circular pattern, often at a shoot tip or on a shortened stem.

rosetted bloom. A flower whose petals have been tied together with silk by a pink bollworm larva.

rosetting. Abnormal growth caused by certain pathogens in which new potato foliage is stunted and tightly bunched.

rotation. The practice of purposefully alternating crop species grown on the same plot of land.

row covers. Any fabric or protective covering placed over rows of plants to protect them from pest damage or harsh climate.

rue leaf. Any leaf produced after the seed leaves (cotyledons).

rugose. A rough appearance of leaves in which veins are sunken and interveinal tissue raised, caused by certain virus infections.

ruminant. Any of the hoofed mammals (including cattle, deer, sheep) that chew the cud.

runner. Stolon of a strawberry plant, on which a daughter plant may develop.

russeting. Thickening of the periderm on tubers of russet cultivars that occurs after vine senescence.

S

sanitation. Any activity that reduces the spread of pathogen inoculum, such as removal and destruction of infected plant parts, cleaning of tools and field equipment.

scion. The portion above a graft that becomes the trunk, branch, and tree top; the cultivar or variety.

sclerotium (plural: sclerotia). A compact mass of hardened mycelium that serves as a dormant stage in some fungi.

secondary bloom. A second production of flowers on a potato plant, occurring at the end of the mainstem of an indeterminate cultivar; secondary bloom may occur on a determinate cultivar at leaf axils along the mainstem.

secondary infection. Infection by microorganisms that enter the host through an injury caused previously by another pathogen.

secondary outbreak. The increase of a nontarget pest to harmful levels following a pesticide application, caused by destruction of natural enemies that normally control the nontarget pest.

secondary roots. The network of fine roots that develops from the primary roots of a strawberry plant and picks up water and nutrients from the soil; white roots.

secondary spread. The spread of a pathogen within a field after the initial or primary infection.

secondary stems. Stems formed by stolons that emerge from the soil.

sedges. A group of grasslike, herbaceous plants that, unlike grasses, have unjointed stems. Stems are usually solid and often triangular in cross section.

seed leaf. The leaf formed in a seed and present on a seedling at germination; cotyledon.

seed piece. Portion of a potato tuber containing at least one eye that is planted to produce a new potato plant.

seedcotton. Harvested lint that is still attached to seeds; i.e., the lint before ginning.

selective pesticide. Pesticides that are toxic primarily to the target pest (and perhaps a few related species), leaving most other organisms, including natural enemies, unharmed.

self fruitful. The ability to set fruit with pollen from the same flower or tree.

senescence. The stage of growth in a plant or plant part from maturity to death, characterized by an accumulation of metabolic products, an increased respiratory rate, and a loss in dry weight.

sepal. One of the outermost flower structures which usually enclose the other flower parts in the bud.

sequential sampling. A sampling method in which the number of samples is not fixed in advance.

sessile. Attached or fastened, incapable of moving from place to place; attached directly without a stem.

seta (plural: setae). A bristle.

sheath. The part of a grass leaf that encloses the stem below the collar region.

short day. Term applied to strawberry cultivars that require a period of time with day length shorter than a minimum (about 14 hours) for the induction of flower buds; June-bearing.

side dressing. Fertilizer or other material added to the soil around a growing crop.

sieve tubes. See phloem.

skeletonize. To remove leaf tissue between the veins, leaving the network of veins intact.

soil profile. A vertical section of the soil through all its horizontal layers, extending into the parent material.

solarization. The practice of heating soil to levels lethal to pests through application of clear plastic to the soil surface for 4 to 6 weeks during sunny, warm weather.

sooty mold. A sooty coating on foliage or fruit, formed by the dark mycelia of fungi that live in the honeydew secreted by certain insects.

specific gravity. The ratio of the density of a substance to the density of pure water; specific gravity of potato tubers is used as a measure of their dry matter content.

spikelets. The collection of individual grass florets that are borne at the end of the smallest branch of the inflorescence.

spike. An elongated inflorescence in which the individual flowers are borne tightly against the main stem or rachis.

spiracle. An external opening of the system of ducts, or tracheae, that serves as a respiratory system in insects.

sporangium (plural: sporangia). A structure in which asexual spores are produced.

spore. A reproductive body produced by certain fungi and other organisms, capable of growing into a new individual under proper conditions.

sporulation. The production of spores.

spraing (sprain). Reddish brown spots, rings, or arcs in tuber tissue caused by tobacco rattle virus; corky ringspot.

sprout. The new stem formed from the eye of a potato tuber.

sprout inhibitor. A chemical applied to potato vines or to stored tubers to prevent sprouting.

spur. Short woody shoot that is the primary fruiting structure for most fruit trees.

square. A cotton flower bud.

staminate flower. A male flower.

stand decline. The gradual (over a period of 3-5 years) debilitation of the plants in an alfalfa field caused by the combined effects of pests and unfavorable environmental conditions.

stand establishment in an alfalfa field. The period of plant establishment between planting and first cutting.

stele. The central cylinder inside the cortex of the roots and stems of vascular plants; contains the vascular or conducting tissue.

sticktight. Nut that remains on the tree after harvest (also called mummy); nut with husk firmly adhering to shell.

stipe. A stalk.

stolon. A trailing aboveground stem or shoot, often rooting at the nodes and forming new plants.

stoma (plural: stomata). Natural opening in a leaf surface that serves for gas exchange and water evaporation and has the ability to open and close in response to environmental conditions.

stroma. A compact, usually spore-producing structure formed from fungal mycelium on the surface of a host.

stub cotton. A cotton crop in which the stalks are cut down after harvest but the crown and rootstock are left in the ground to regrow the following season.

styletborne virus. A virus that is carried on the mouthparts of its insect vector and is lost after the vector feeds once or a few times; nonpersistent virus.

suberin. A waxy substance, resistant to microbial attack, formed in the corky cells of periderm layers.

suberization. The formation of periderm layers on the cut surfaces or wounds of potato tubers.

substituted dinitroanilines. A class of herbicides widely used for preplant application in cotton.

sucker. Shoot arising from the trunk or rootstock.

summer planting. A system of strawberry culture in which planting occurs in summer and fruit production begins the following spring.

sun checking. Cracking or breaking of whole kernels of grain caused by exposure to alternating conditions of dew, sun, and water stress.

suture. Visible seam on hull.

synthetic organic pesticides. Manufactured pesticides produced from petroleum and containing largely carbon and hydrogen atoms in their basic structure.

systemic. Capable of moving throughout a plant or other organism, usually in the vascular system.

T

tail water. Irrigation water that has drained from a field.

taproot. The large primary root that grows vertically downward, giving off small lateral roots.

target pest. A pest species that a control action is intended to destroy.

teliospore. Thick-walled dark spore of rust and smut fungi that is able to survive adverse conditions.

tensiometer. A device for measuring soil moisture, consisting of a buried tube of water that develops a partial vacuum as surrounding soil dries out.

terminal. The growing tip of a stem, especially the main stem.

terminal spikelet stage. Stage in the development of the wheat spike when the primordia of the terminal spikelet are formed.

terrestrial biotype. A strain of an organism adapted to growing on land rather than in water.

tertiary bloom. The third production of flowers that occurs at the end of the growing stem of an indeterminate potato cultivar.

tertiary tiller. Branch of a grass plant that develops from the axil of a secondary tiller.

thorax. The second of three major divisions in the body of an insect, and the one bearing the legs and wings.

thurberia weevil. A race of the boll weevil that feeds on wild cotton.

tiller. Branch stem of a grass plant.

tolerance. Inherent lack of susceptibility to a pesticide. Also, the ability of a plant to grow in spite of infection by a pathogen.

tolerance level. Maximum percentage of a disease or pest symptom allowed during field inspections for certification of a seed lot; levels are different with each field generation and may vary from state to state.

top crop. Fruit produced in the second fruiting cycle of cotton, mainly on upper branches.

toxin. A poisonous substance produced by a living organism.

translocated herbicide. Herbicide that is able to move throughout a plant after being applied to leaf surfaces.

transpiration. The evaporation of water vapor from plants, mostly through stomata.

trap crop. A crop or portion of a crop intended to attract pests so they can be destroyed by treating a relatively small area or by destroying the trap crop and the pests together.

treatment threshold. The level of pest population at which a pesticide or other control measure is needed to prevent eventual economic injury to the crop.

true leaf. Any leaf produced after the cotyledons.

tuber. An enlarged, fleshy, underground stem with buds capable of producing new plants.

tuberization. The formation of tubers at the ends of stolons; tuber initiation.

U

unfurled. Unopened.

urediospore. Spore produced by a rust fungus that spreads the infection to other hosts.

V

variety. An identifiable strain within a species, usually referring to a strain which arises in nature as opposed to a cultivar which is specifically bred for particular properties; sometimes used synonymously with cultivar.

vascular ring. A thin area of potato tuber tissue between the cortex and the medulla in which vascular tissue is concentrated.

vascular system. The system of plant tissues that conducts water, mineral nutrients, and products of photosynthesis through the plant, consisting of the xylem and phloem.

vascular tissue. Plant tissue that conducts water and nutrients throughout the plant.

vector. An organism able to transport and transmit a pathogen to a host.

vegetative. Plant parts or plant growth not involved in the production of seed, such as roots, stems, and leaves.

vein banding. Dark brown discoloration of the veins on the undersides of potato leaflets caused by potato virus Y.

véraison. Beginning of fruit ripening, recognized by berry softening and beginning of pigmentation in colored varieties.

vigor. The capacity of a strawberry plant for active vegetative growth.

viroid. A portion of infectious nucleic acid, without the protein coat of a virus.

virulence. The relative infectiousness of a bacteria or virus, or its ability to overcome the resistance of the host metabolism.

virus. A very small organism that can multiply only within living cells of other organisms and is capable of producing disease symptoms in some plants and animals.

volunteer crop. The undesired emergence of a significant stand of a self-seeded, previously planted crop in a field purposely planted with another crop.

W

white roots. Secondary roots.

windowpane. The removal of the epidermal layer of leaf tissue leaving small segments of clear tissue.

wing. Extension of the nut shell at the suture line; varies in size according to cultivar.

winter planting. A system of planting strawberries in mid to late fall that depends on growth during winter months for production of an early spring crop.

X

xanthosis. A collection of symptoms consisting of distorted leaf growth and yellow leaf margins that develops in strawberry plants infected by mottle virus and either crinkle virus or mild yellow edge virus; yellows.

xylem. Plant tissue that conducts water and nutrients from the roots up through the plant.

Y

Y-leaf. The most recently matured leaf.

Z

zonate. Marked with zones or bands; belted; striped.



Acknowledgments

Statewide IPM Project, University of California, Division of Agriculture and Natural Resources.

All contents copyright © 2000 The Regents of the University of California. All rights reserved.

GENERAL/tools.html revised: February 28, 2000

Please e-mail your comments to: ipmig@ucdavis.edu ■ Sorry, we're unable to answer personal questions.

Statewide IPM Project, University of California, One Shields Avenue, Davis, CA 95616-8621